

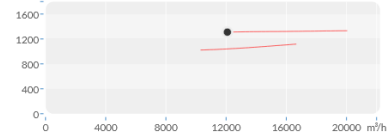
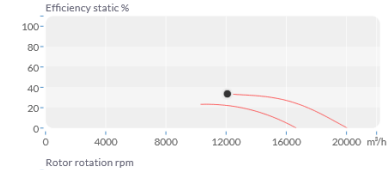
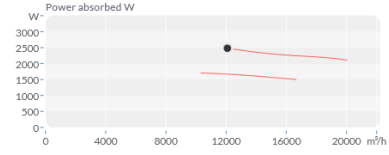
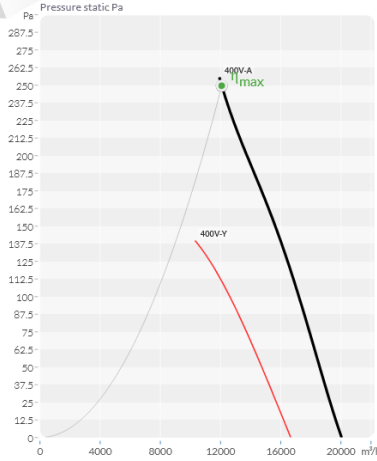
SFG 4T 630 - G 01
180163006


Design point

Airflow / Static Pressure	Q 11961 m ³ /h	static Δp 250 Pa	total
Temperature medium / Air density	t_{MID} 20 °C	ρ_0 1.204 kg/m ³	

● Duty point ● Maximum efficiency point

Flow	Q	11963 m ³ /h	11961 m ³ /h
Static pressure	Δp_{ST}	250 Pa	250 Pa
Total pressure	Δp_{TOT}	318 Pa	318 Pa
Dynamic pressure	Δp_{DYN}	68 Pa	68 Pa
Speed	v	10.66 m/s	10.66 m/s
Instantaneous Rotational Speed	n	1313 rpm	1313 rpm
Power	P_{ABS}	2473 W	2473 W
Current	I	4.41 A	4.41 A
SFP	SFP	744 W/m ² /s	744 W/m ² /s
Static efficiency	η_{ST}	33.6 %	33.6 %
Total efficiency	η_{TOT}	42.8 %	42.8 %





Fan Components and Material Properties

The propeller is manufactured from electrostatic powder coated sheet metal, aluminum sheet metal or composite material. Grille and wall plate electrostatic powder coated steel wire/sheet metal. The impeller is coupled directly to the motor. Protective and carrier wireframe produced in standard connection dimensions.

Speed Control

Optional control devices can be provided. 1~ phase products can be controlled with linear voltage regulator (see BSC accessory).





* In line with the demand, 3~ phase models can be produced in accordance with the inverter.

Benefits

With its blower and suction types, the SF cooling fans are designed for high performance, low noise level and long-term maintenance-free operation in a variety of applications. Speed can be adjusted with speed control devices. Impeller are designed in the most ideal angle according to their size and maximum performance is ensured.

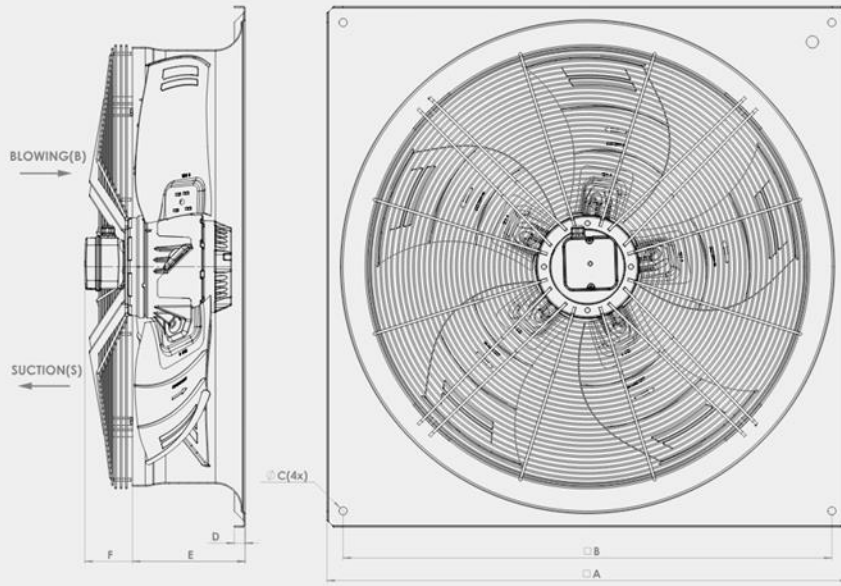
Usage Areas

Refrigeration machines, laboratories, residences, air-conditioning outdoor units, hot and cold air appliances and industrial chillers etc. used in places.

 manual/SF_manual.pdf Download	 dimension/SF-Design_G_drawing.pdf Download	 dimension/SF-Design_D_drawing.pdf Download
 dimension/SF-Design_C_drawing.pdf Download	 dimension/SF-DesignF_drawing.pdf Download	 dimension/SF-Design_D2_drawing.pdf Download
 dimension/SF-Design_A_drawing.pdf Download		

Technical data

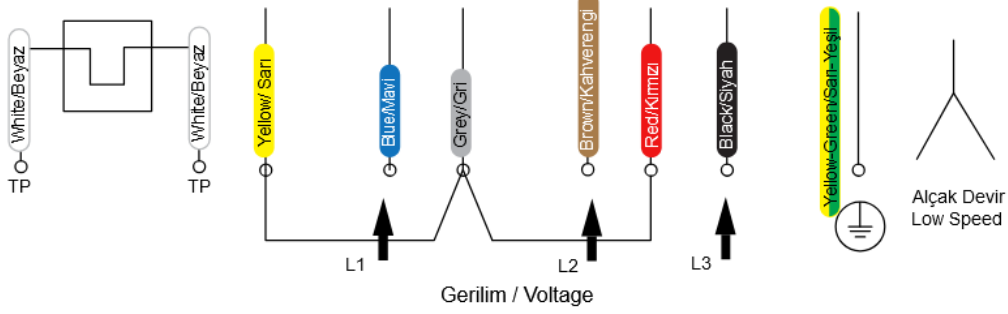
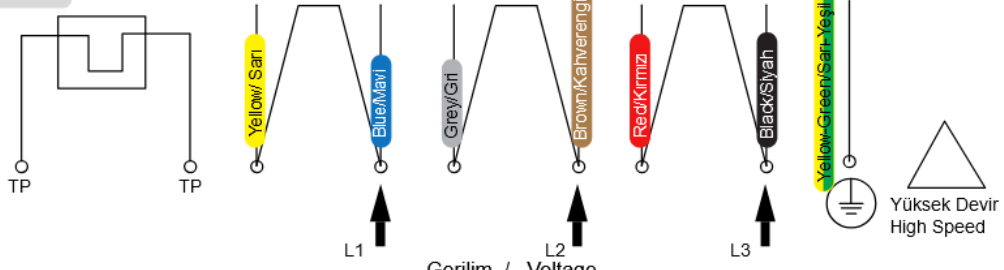
<table border="0"> <tr> <th colspan="2">Flow properties</th> </tr> <tr> <td>Maximum Airflow Volume</td> <td>Q_{MAX} 19850 m³/h</td> </tr> <tr> <td>Maximum Static Pressure</td> <td>$P_{S_{MAX}}$ 220 Pa</td> </tr> <tr> <td>Nominal Rotational Speed</td> <td>n 1320 rpm</td> </tr> </table>	Flow properties		Maximum Airflow Volume	Q_{MAX} 19850 m ³ /h	Maximum Static Pressure	$P_{S_{MAX}}$ 220 Pa	Nominal Rotational Speed	n 1320 rpm	<table border="0"> <tr> <th colspan="2">Electrical</th> </tr> <tr> <td>Number of phases</td> <td>~ 3</td> </tr> <tr> <td>Nominal voltage</td> <td>U_{NOM} 400 V</td> </tr> <tr> <td>Nominal power</td> <td>P_{NOM} 2500 W</td> </tr> <tr> <td>Nominal current</td> <td>I_{NOM} 4.45 A</td> </tr> <tr> <td>Nominal frequency</td> <td>f_{NOM} 50 Hz</td> </tr> </table>	Electrical		Number of phases	~ 3	Nominal voltage	U_{NOM} 400 V	Nominal power	P_{NOM} 2500 W	Nominal current	I_{NOM} 4.45 A	Nominal frequency	f_{NOM} 50 Hz	<table border="0"> <tr> <th colspan="2">Parameters</th> </tr> <tr> <td>Diameter</td> <td>øD 630 mm</td> </tr> </table>	Parameters		Diameter	øD 630 mm
Flow properties																										
Maximum Airflow Volume	Q_{MAX} 19850 m ³ /h																									
Maximum Static Pressure	$P_{S_{MAX}}$ 220 Pa																									
Nominal Rotational Speed	n 1320 rpm																									
Electrical																										
Number of phases	~ 3																									
Nominal voltage	U_{NOM} 400 V																									
Nominal power	P_{NOM} 2500 W																									
Nominal current	I_{NOM} 4.45 A																									
Nominal frequency	f_{NOM} 50 Hz																									
Parameters																										
Diameter	øD 630 mm																									
<table border="0"> <tr> <th colspan="2">Electric motor</th> </tr> <tr> <td>Motor type</td> <td>AC</td> </tr> <tr> <td>Type of motor control</td> <td>Hz</td> </tr> <tr> <td>Number of Motor Poles</td> <td>4</td> </tr> </table>	Electric motor		Motor type	AC	Type of motor control	Hz	Number of Motor Poles	4	<table border="0"> <tr> <th colspan="2">Temperature</th> </tr> <tr> <td>Minimum operating temperature</td> <td>$t_{OPER,MIN}$ -40 °C</td> </tr> <tr> <td>Maximum operating temperature</td> <td>$t_{OPER,MAX}$ 60 °C</td> </tr> <tr> <td>Maximum medium temperature</td> <td>$t_{MEDIUM,MAX}$ 60 °C</td> </tr> </table>	Temperature		Minimum operating temperature	$t_{OPER,MIN}$ -40 °C	Maximum operating temperature	$t_{OPER,MAX}$ 60 °C	Maximum medium temperature	$t_{MEDIUM,MAX}$ 60 °C	<table border="0"> <tr> <th colspan="2">Acoustics</th> </tr> <tr> <td>Sound pressure level from the housing at a distance</td> <td>L_{PAZ} 68 dB(A) l 3 m</td> </tr> </table>	Acoustics		Sound pressure level from the housing at a distance	L_{PAZ} 68 dB(A) l 3 m				
Electric motor																										
Motor type	AC																									
Type of motor control	Hz																									
Number of Motor Poles	4																									
Temperature																										
Minimum operating temperature	$t_{OPER,MIN}$ -40 °C																									
Maximum operating temperature	$t_{OPER,MAX}$ 60 °C																									
Maximum medium temperature	$t_{MEDIUM,MAX}$ 60 °C																									
Acoustics																										
Sound pressure level from the housing at a distance	L_{PAZ} 68 dB(A) l 3 m																									



A	B	C	D	E	F
mm	mm	mm	mm	mm	mm
805	750	11	20	150	255

22

3 Phase Motor



○ White / Beyaz

TP-TP=TERMİK KORUMA / TP-TP= THERMAL PROTECTOR

● Blue / Mavi

U1 ○ ———— [] ———— ○ U2

● Grey / Gri

● Brown / Kahverengi

V1 ○ ———— [] ———— ○ V2

● Red / Kırmızı

● Black / Siyah

W1 ○ ———— [] ———— ○ W2

● Yellow / Sarı